

MFO 2 – FORM E – Survey on Timeliness of Education Service Delivery

Name of SUC:

Campus	Program Level Masters,Doctorate	Program Name	Total Enrollment	Total No. of Respondents	No. of Respondents who rated Timeliness as Good	No. of Respondents Who Rated Timeliness as Better/Best	Remarks
CSU –Andrews	Doctor of Philosophy in Education Major in:	Educational Management	29	29	7	22	
		Science Education	10	10	2	8	
		English Language Education	12	12	2	10	
	Doctor in Public Administration	Doctor in Public Administration	24	24	4	20	
	Doctor in Philosophy in Psychology	Doctor in Philosophy in Psychology	14	14	2	12	
	Master in Public Administration	Master in Public Administration	112	112	5	107	
	Master in Public Health	Master in Public Health	53	53	3	50	
	Master of Arts in Education Major in:	Educational Management	72	72	2	70	
		English	38	38	4	34	
		Filipino	14	14	2	12	
		Technology Education Management	21	21	1	20	
		Social Studies	24	24	2	22	
	Master of Arts in Physical Education	Master of Arts in Education	16	16	1	15	
	Master of Arts in Psychology	Master of Arts in Psychology	27	27	2	25	
	Master of Arts in Guidance and Counseling	Master of Arts in Guidance and Counseling	11	11	1	10	
	Master of Arts in Teaching Major in:	Chemistry	6	6	0	6	
		Physics	13	13	1	12	
		Biology	20	20	0	20	
		Mathematics	22	22	2	20	

Rin

CSU-Andrews	Master in Information Technology	Master in Information Technology	20	20	1	19	
	Master of Science in Information Technology	Master of Science in Information Technology	32	32	1	31	
	Master in Business Administration	Master in Business Administration	25	25	2	23	
			-				
			-				
			615	615	47	568	615

His

Total Number of Respondents
 Total No. of Respondents who rated timeliness as good
 Total No. of Respondents who rated timeliness as better/best
 Percentage of Respondents who rated timeliness as good or better

Sum of Col 5	<u>615</u>
Sum of Col 6	<u>47</u>
Sum of Col 7	<u>568</u>
Sum of Col 6 and Col 7 divided by Col 5	<u>1</u>

Prepared by:


MANUEL S. TAN JR., Ph.D.
 Dean, Graduate School

Attested True and Correct:


MARIDEN V. CAULAN, DPA
 Vice President for Academic Affairs


MFO 2_FORM E - Survey on Timeliness of Education Service Delivery

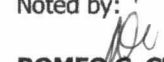
Name of SUC: CAGAYAN STATE UNIVERSITY-APARRI CAMPUS

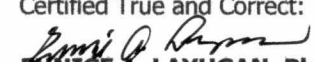
Campus	Program Level (masters, doctorate)	Program Name	Total Enrollment	Total No. of Respondents	No. of Respondents who Rated TIMELINESS as GOOD	No. of Respondents who Rated TIMELINESS as BETTER / BEST	REMARKS
APARRI	Doctorate	Educational Management	8	8	0	8	
APARRI	MA	Education	10	10	0	10	
APARRI	MS	Information Technology	6	6	0	6	

Total Number of Respondents
 Total No. of Respondents who rated timeliness as good
 Total No. of Respondents who rated timeliness as better / best
 Percentage of Respondents who rated timeliness as good or better

<u>24</u>	Sum of Col 5	<u>24</u>
<u>0</u>	Sum of Col 6	<u>0</u>
<u>24</u>	Sum of Col 7	<u>24</u>
<u>100%</u>	Sum of Col 6 and Col 7 divided by Col 5	<u>0</u>

Prepared by:

ELISA R. QUINTO
 Signature Over Printed Name
 Records-in-charge

Noted by:

ROMEO C. CULASING, Ph., D.
 Signature Over Printed Name
 Graduate School Dean

Certified True and Correct:

EUNICE A. LAYUGAN, Ph., D.
 Signature Over Printed Name
 Campus Executive Officer

MFO 2_FORM E - Survey on Timeliness of Education Service Delivery

Name of SUC: CSU - Sanchez Mira

Campus	Program Level (masters, doctorate)	Program Name	Total Enrollment	Total No. of Respondents	No. of Respondents who Rated TIMELINESS as GOOD	No. of Respondents who Rated TIMELINESS as BETTER / BEST	REMARKS
Sanchez Mira	MS	MS Agriculture	4	4	0	4	
		MST - Math	1	1	0	1	
		MST - Bio	3	3	0	3	
		MPA	10	9	1	8	
		MAEM	5	5	0	5	
		MAED English	3	3	0	3	
		MATEM	3	3	0	3	
	PhD	PhD in Educational Management	8	7	0	7	

Total Number of Respondents

Total No. of Respondents who rated timeliness as good

Total No. of Respondents who rated timeliness as better / best

Percentage of Respondents who rated timeliness as good or better

Sum of Col 5

Sum of Col 6

Sum of Col 7

Sum of Col 6 and Col 7 divided by Col 5

35

1

34

1

Prepared by:



RONALD L. CACHERO, Ph.D.

Coordinator, Academic Affairs & Special Concerns

Certified True and Correct:

RODEL FRANCISCO T. ALEGADO, Ph.D.

Associate Dean, Graduate School

MFO 2_FORM E - Survey on Timeliness of Education Service Delivery

Name of SUC: Cagayan State University

Campus	Program Level (masters, doctorate)	Program Name	Total Enrollment	Total No. of Respondents	No. of Respondents who Rated TIMELINESS as GOOD	No. of Respondents who Rated TIMELINESS as BETTER / BEST	REMARKS
Lasam	MA	Educational Management	27	25	9	16	

Total Number of Respondents	Sum of Col 5	<u>25</u>
Total No. of Respondents who rated timeliness as good	Sum of Col 6	<u>9</u>
Total No. of Respondents who rated timeliness as better / best	Sum of Col 7	<u>16</u>
Percentage of Respondents who rated timeliness as good or better	Sum of Col 6 and Col 7 divided by Col 5	<u> </u>

Prepared by:


JEHAN U. GERARDO, Ph.D.
Graduate School Coordinator

Certified True and Correct:


DOLORES C. QUEBRAL, MAEM
Campus Executive Officer